



# playgroup

Term 4- Week 8



# Craft - Time



You will need....

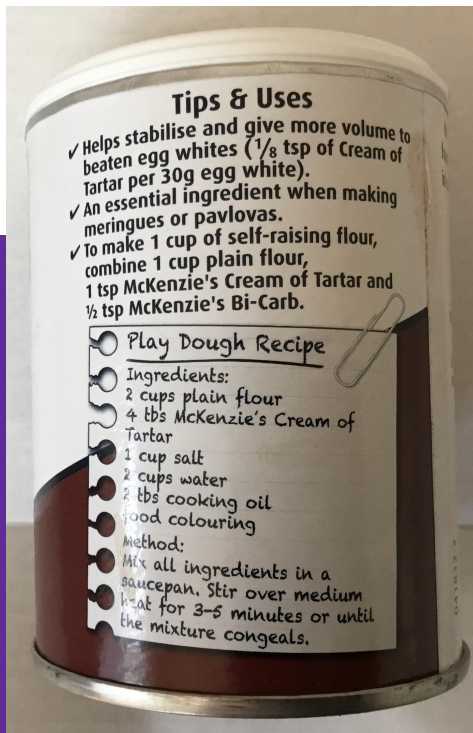
Paper plate  
Paint  
Paddle pop stick  
Card  
Wool  
Google eyes  
Scissors

1. Cut jellyfish shape
2. Paint jellyfish
3. Paint paper plate and paddle pop stick blue
4. Glue the back of jellyfish
5. Add the wool tentacles
6. Glue paddle pop stick on back of jellyfish
7. Add eyes
8. Ask an adult to pop a slit in your paper plate
9. Slide paddle pop stick through slit, now start having fun making jellyfish dance



# Making playdough

This recipe works really well



# Fun with play dough



Straws construction



Make houses, food  
or blankets for  
animals



Make pretend cakes

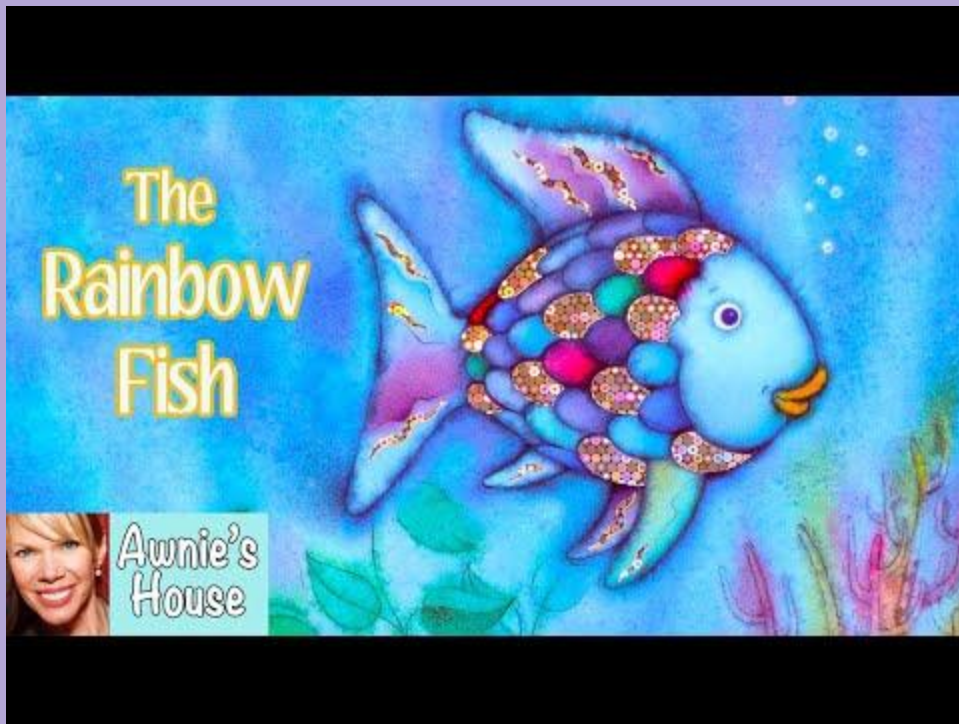


Roll shells in play dough  
to see patterns



Kmart have fun  
face, arms and feet  
bits that work well  
with playdough





Story time



# Music

Rock -a-bye your bear



Hot potato Song



The background of the slide consists of diagonal stripes in a rainbow color palette, starting with blue and green on the left and transitioning through yellow, orange, red, and pink to purple on the right.

Hope you have had lots of fun!

We would love to see photos of anything you make so we can display in our newsletter.

[Lisa.Ralling@education.vic.gov.au](mailto:Lisa.Ralling@education.vic.gov.au)